

Conwy & Den PSB Data Overview

Supply Chain Analytics and Intervention

Simon Griffiths

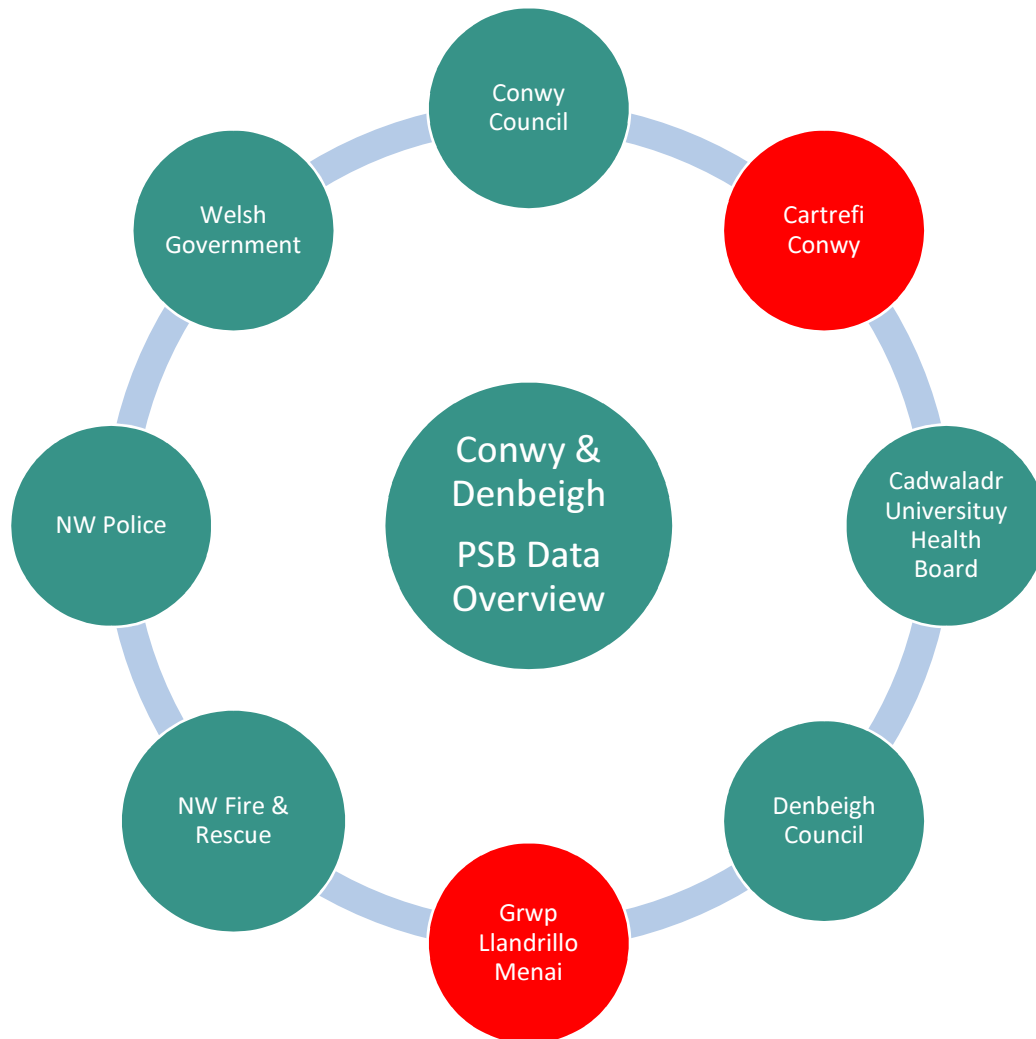


Conwy & Den PSB Data Overview

8 Members –
6 with data
2 without



Llywodraeth Cymru
Welsh Government



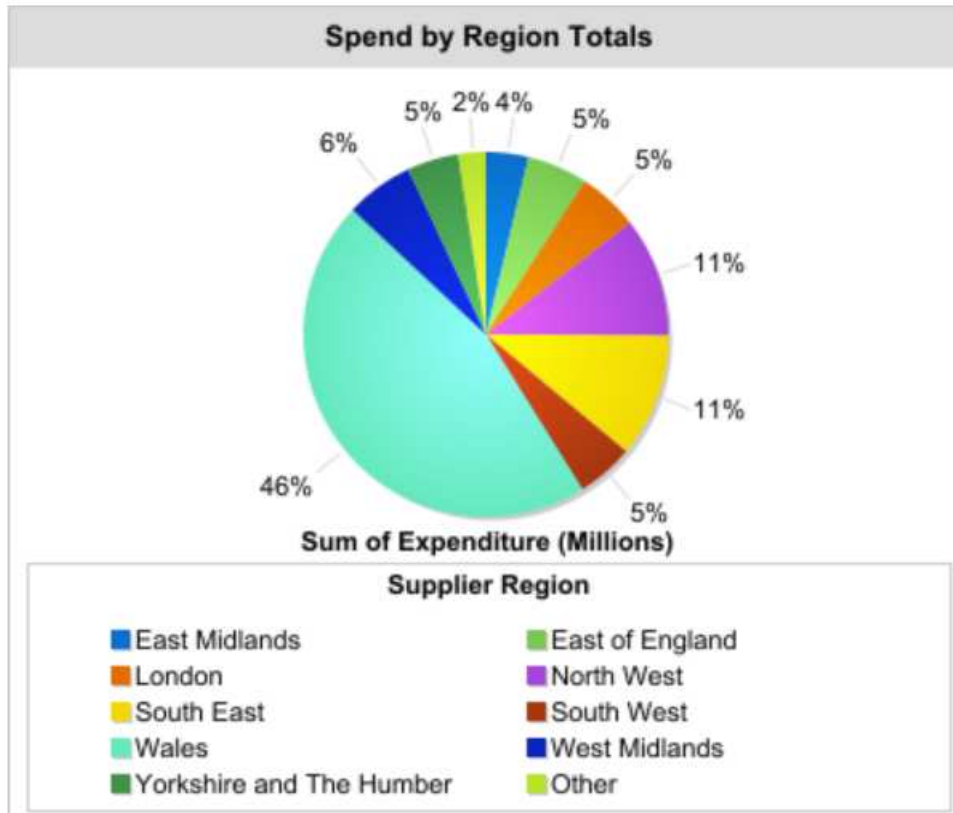
Overall Data

Total Spend:: **£518.1M**

Period	Sum of Expenditure
Q1 FY2018	£113.4M
Q2 FY2018	£128.8M
Q3 FY2018	£127.7M
Q4 FY2018	£148.3M

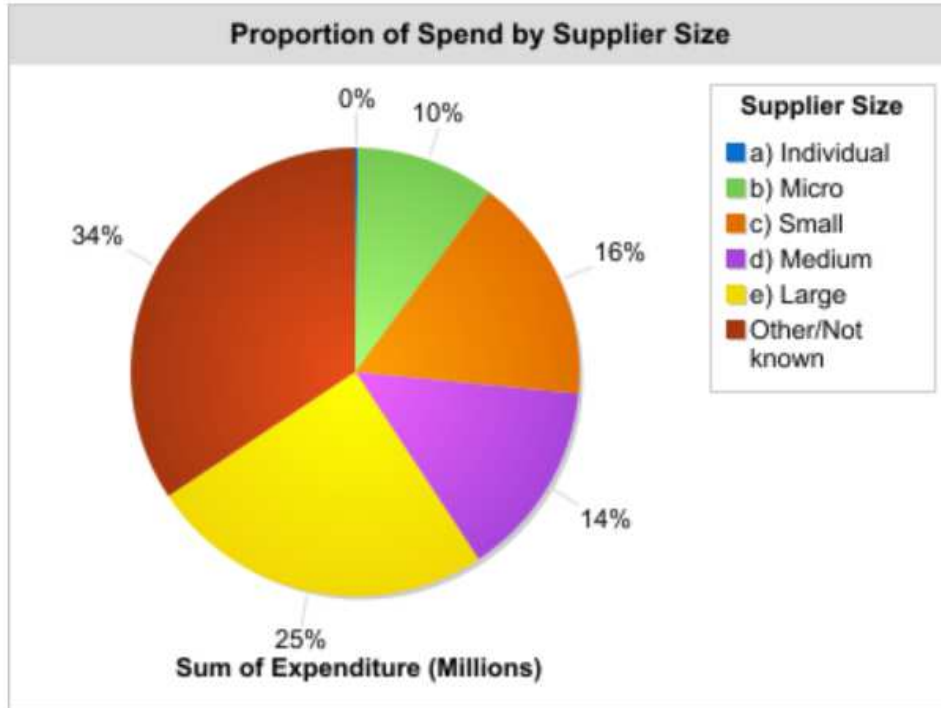
Totals by Sector	
Organisation: Sector	Sum of Expenditure
NHS	£258.3M
Local Government	£217.7M
Police	£31.8M
Fire & Rescue	£10.3M
Total	£518.1M

Conwy & Den PSB Data Overview



Spend by Region Totals	
Supplier Region	Sum of Expenditure
East Midlands	£19.4M
East of England	£27.6M
London	£27.8M
North East	£7.2M
Northern Ireland	£463K
North West	£54.5M
Scotland	£4.9M
South East	£56.5M
South West	£26.2M
Wales	£236.1M
West Midlands	£31.1M
Yorkshire and The Humber	£23.5M

Conwy & Den PSB Data Overview



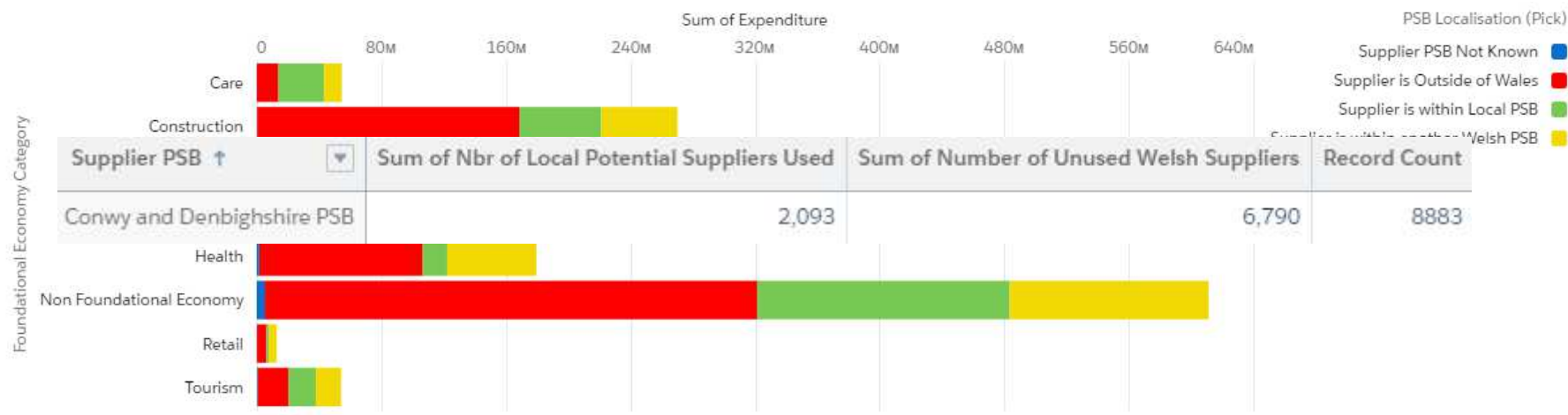
Spend With SMEs

Supplier Size	Sum of Expenditure
Other/Not known	£177.9M
e) Large	£129.2M
c) Small	£84.9M
d) Medium	£73.4M
b) Micro	£51.7M
a) Individual	£1.0M

Conwy and Denbighshire PSB Data Overview



Supplier PSB ↑	Sum of Nbr of Local Potential Suppliers Used	Sum of Number of Unused Welsh Suppliers	Record Count
Conwy and Denbighshire PSB	2,093	6,790	8883

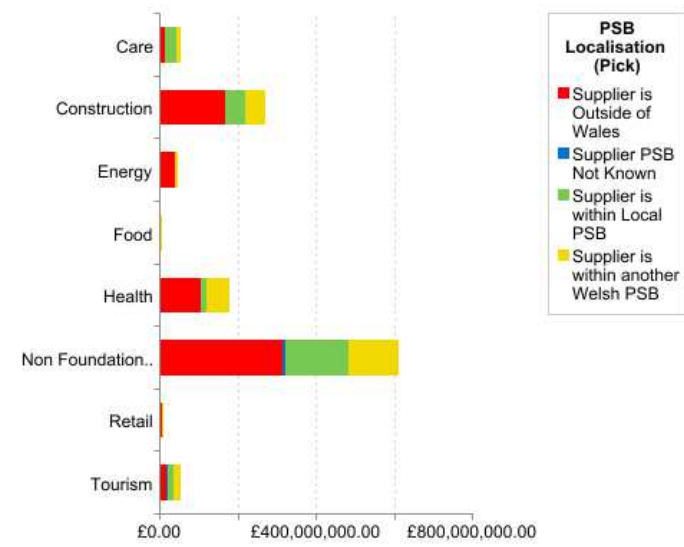


Foundational Economy Category ↑	PSB Localisation (Pick) →	Supplier is Outside of Wales	Supplier PSB Not Known	Supplier is within Local PSB	Supplier is within another Welsh PSB	Total
<input type="checkbox"/> Care	Sum of Expenditure	£13,919,590.46	£48,954.56	£29,189,439.88	£11,395,331.31	£54,553,316.21
<input type="checkbox"/> Construction	Sum of Expenditure	£168,655,611.14	£189,879.81	£52,449,200.55	£48,850,723.77	£270,145,415.27
<input type="checkbox"/> Energy	Sum of Expenditure	£40,371,986.24	£331,877.75	£722,067.09	£5,388,350.31	£46,814,281.39
<input type="checkbox"/> Food	Sum of Expenditure	£2,441,266.87	£36,993.73	£1,222,946.07	£1,360,078.64	£5,061,285.31
<input type="checkbox"/> Health	Sum of Expenditure	£105,100,322.95	£1,496,981.00	£15,624,605.81	£57,269,322.43	£179,491,232.19
<input type="checkbox"/> Non Foundational Economy	Sum of Expenditure	£316,209,359.51	£5,099,159.57	£162,232,228.10	£127,617,313.80	£611,158,060.98
<input type="checkbox"/> Retail	Sum of Expenditure	£6,054,340.79	£94,700.94	£1,510,948.64	£5,156,431.64	£12,816,422.01
<input type="checkbox"/> Tourism	Sum of Expenditure	£19,893,798.42	£598,338.16	£17,456,672.15	£16,221,651.89	£54,170,460.62
Total	Sum of Expenditure	£672,646,276.38	£7,896,885.52	£280,408,108.29	£273,259,203.79	£1,234,210,473.98

Conwy and Denbighshire PSB Data Overview



 PSB Member Spend by Locality



Foundational Economy Category	Supplier is Outside of Wales	Supplier PSB Not Known	Supplier is within Local PSB	Supplier is within another Welsh PSB	
Care	£13,919,590.46	£48,954.56	£29,189,439.88	£11,395,331.31	£54,553,316.21
Construction	£168,655,611.14	£189,879.81	£52,449,200.55	£48,850,723.77	£270,145,415.27
Energy	£40,371,986.24	£331,877.75	£722,067.09	£5,388,350.31	£46,814,281.39
Food	£2,441,266.87	£36,993.73	£1,222,946.07	£1,360,078.64	£5,061,285.31
Health	£105,100,322.95	£1,496,981.00	£15,624,605.81	£57,269,322.43	£179,491,232.19
Non Foundational Economy	£316,209,359.51	£5,099,159.57	£162,232,228.10	£127,617,313.80	£611,158,060.98
Retail	£6,054,340.79	£94,700.94	£1,510,948.64	£5,156,431.64	£12,816,422.01
Tourism	£19,893,798.42	£598,338.16	£17,456,672.15	£16,221,651.89	£54,170,460.62
Grand Total	£672,646,276.38	£7,896,885.52	£280,408,108.29	£273,259,203.79	£1,234,210,473.98

	Nbr of Local Potential Suppliers Used	Number of Unused Welsh Suppliers
Supplier PSB: Conwy and Denbighshire PSB (8,883 records)	2,093	6,790